



40LAS-W Series

Chilled Water Fan Coil Unit

51,040-165,450 BTU/H



World's No.1 Air Conditioning Expert

www.carrier.co.th

40LAS-W Series



▲ 40LAS-W Series (Size : 004/006)



▲ 40LAS-W Series (Size : 007/009/012/015)

The New, Versatile & Energy Efficient 40LAS-W Chilled Water Fan Coil Unit.

The Carrier 40LAS-W Horizontal Type Chilled Water Fan Coil Units come in 6 sizes covering an air flow range between (1,600-5,000) CFM. These units have been engineered for domestic and commercial application. 40LAS-W Fan Coil Units produce nominal capacities ranging from (51,040-165,450) Btu/hr.

Features

- Direct Driven Forward Curved Centrifugal Fan - quiet operation.
- Carrier All Weather Cabinet - rugged and durable.
- Fire Retardant Insulation - minimises condensation & reduces sound levels.
- Filter(s) - easily serviceable.

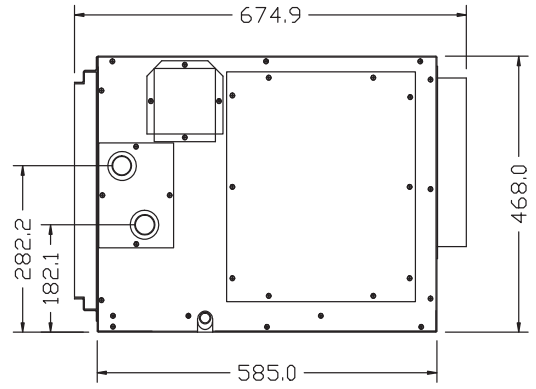
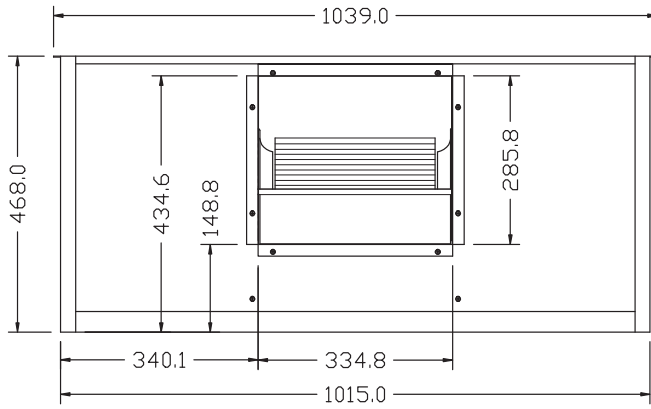
Guide specifications

Specifications

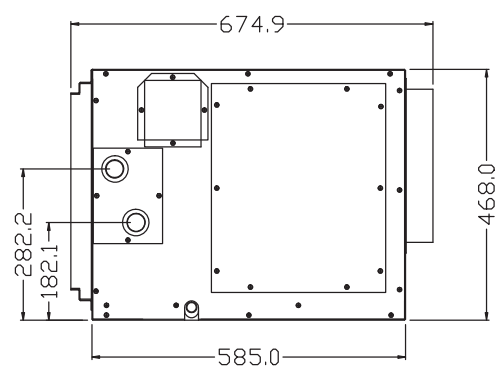
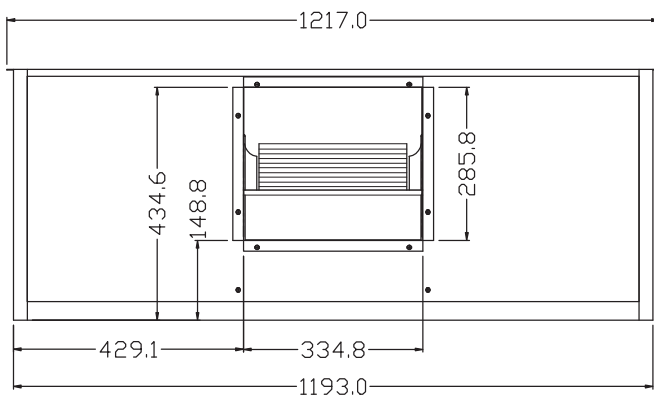
Model		Packaged Chilled Water Fan Coil Unit						
		40LAS-W						
		004	006	007	009	012	015	
Nominal Capacity	Cooling Capacity *	btu/h	51,040	64,760	82,780	103,660	132,000	165,450
	Air Flowrate	cfm	1,600	2,000	2,600	3,200	4,000	5,000
Operating Weight		kg	75	78	110	115	125	144
Power Consumption		watts	440	640	880	880	1,280	1,570
Cooling Coil	Coil Arrangement	row / fpi	3/14	3/14	3/14	3/14	3/14	3/14
	Coil Face Area	sq.ft	3.33	4.11	5.22	6.67	8.25	10.08
	Coil / Fin Material		Cu/Al	Cu/Al	Cu/Al	Cu/Al	Cu/Al	Cu/Al
Fan	Fan Size	inch	10"x10"	10"x10"	10"x10"	10"x10"	10"x10"	12"x12"
	Fan Q'ty		1	1	2	2	2	2
Motor	Direct drive							
	Motor Current (RLA)	Amp	2.11	4.05	2 x 2.11	2 x 2.11	2 x 4.05	2 x 4.03
	Motor speed	rpm	890/780/620	945/890/800	890/780/620	890/780/620	945/890/800	790/730/650
Insulation	Type	Permanent split capacitor with internal thermal overload						
	Thermal Conductivity	PE Foam						
	Thickness	0.032 w/m.K						
Air Filter	Type	10						
	Size	mm	395 x 960	395 x 1138	395 x 1395	465 x 1395	524 x 1578	524 x 1878
Dimension	Width	mm	1040	1220	1480	1480	1660	1960
	Height	mm	470	470	470	535	600	600
	Depth	mm	675	675	675	675	675	780
Pipe Connection	Chilled water inlet	inch	1"	1"	1"	1"	1-1/4"	1-1/4"
	Chilled water outlet	inch	1"	1"	1"	1"	1-1/4"	1-1/4"
	Chilled water pipe connection type	Male Pipe Thread						
	Condensate drain dia.		1/2"	1/2"	1/2"	1/2"	1/2"	1/2"
	Condensate drain connection type	Male Pipe Thread						

Remark : Nominal cooling capacity based on Air Ent.80°Fdb/67°Fwb
Ent/Lvg chilled water Cap 44/54°F, at max Air Flowrate.

Unit dimensions

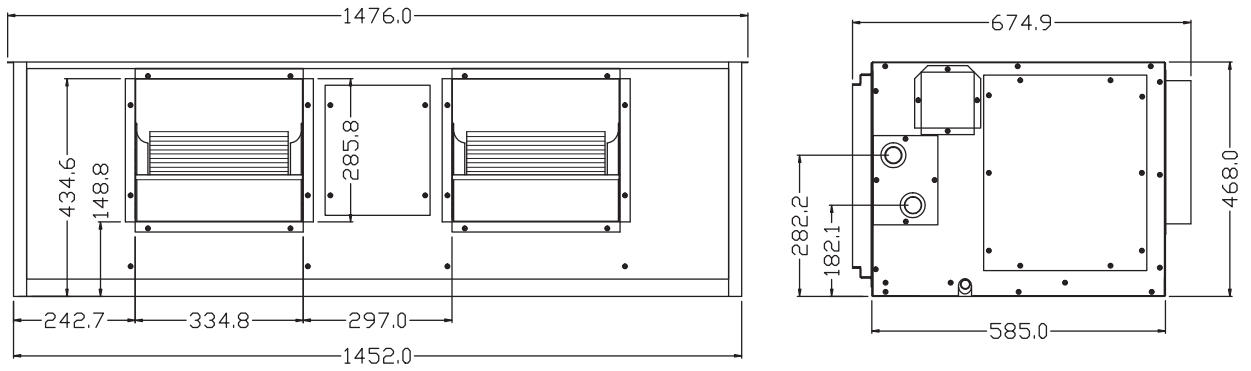


Model : 40LAS004W

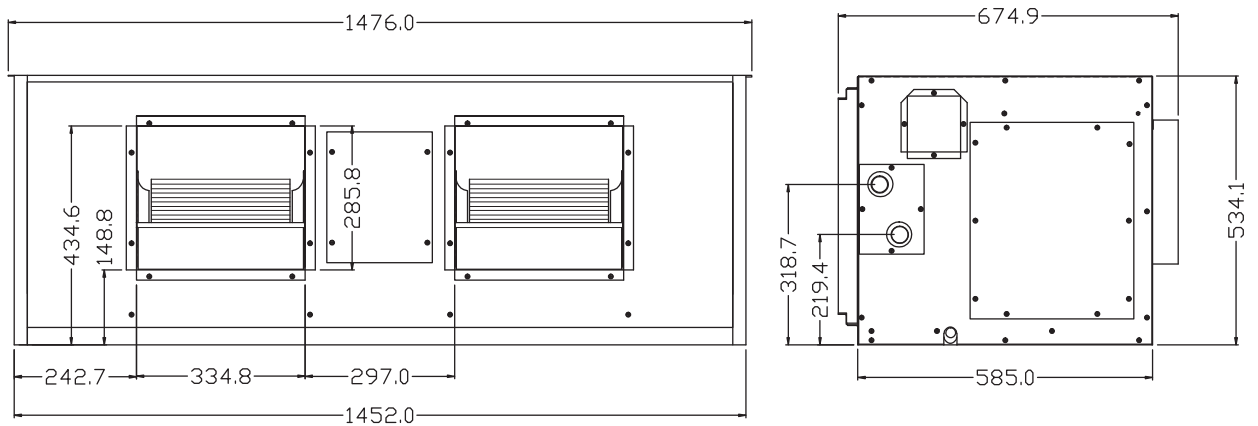


Model : 40LAS006W

Unit dimensions

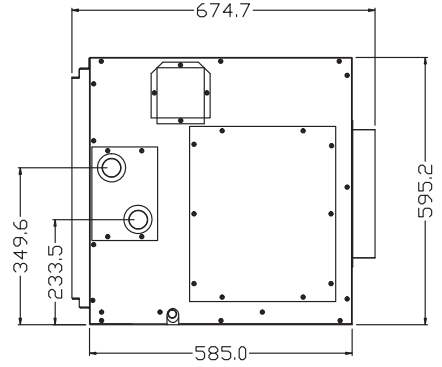
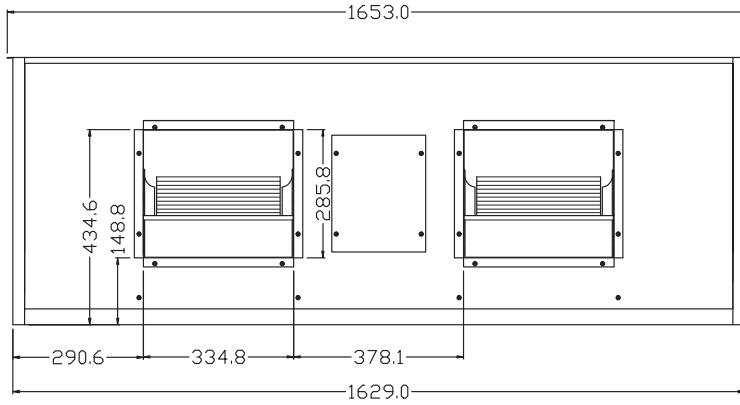


Model : 40LAS007W

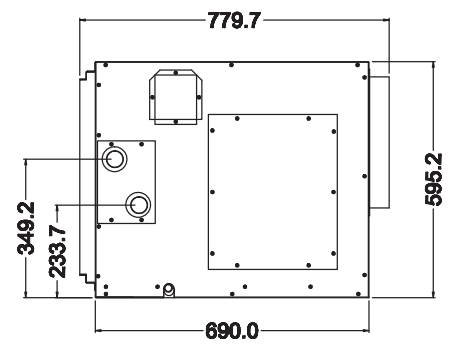
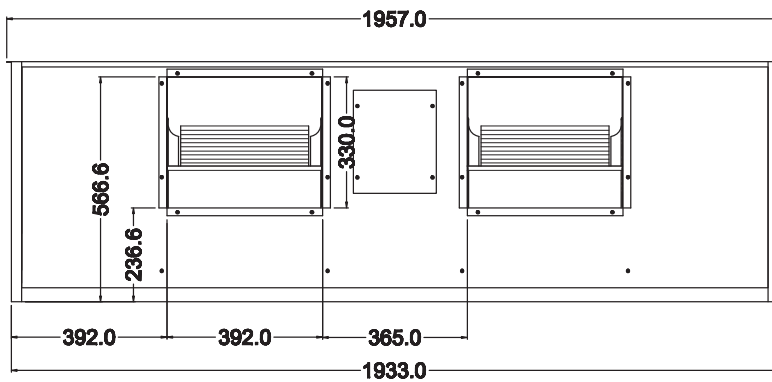


Model : 40LAS009W

Unit dimensions



Model : 40LAS012W



Model : 40LAS015W

Performance data

Ent/Lvg Water Temp 44/54°F Capacity

Model	Ent. Air Flowrate (cfm)	76 / 63			78 / 65			80 / 67			82 / 69		
		Total Capacity (btu/h)	Sensible Capacity (btu/h)	Water Flowrate (gpm)	Total Capacity (btu/h)	Sensible Capacity (btu/h)	Water Flowrate (gpm)	Total Capacity (btu/h)	Sensible Capacity (btu/h)	Water Flowrate (gpm)	Total Capacity (btu/h)	Sensible Capacity (btu/h)	Water Flowrate (gpm)
40LAS004W	1,600	37,200	34,000	7.4	44,330	35,860	8.9	51,040	37,420	10.2	57,310	38,640	11.5
40LAS006W	2,000	48,930	43,440	9.8	57,070	45,420	11.4	64,760	47,080	13.0	72,900	48,720	14.6
40LAS007W	2,600	62,080	55,770	12.4	72,980	58,510	14.6	82,780	60,580	16.6	92,950	62,530	18.6
40LAS009W	3,200	77,800	69,360	15.6	91,300	72,740	18.3	103,660	75,430	20.7	116,500	77,970	23.3
40LAS012W	4,000	100,200	87,850	20.0	116,250	91,720	23.3	132,000	95,130	26.4	149,590	98,850	29.9
40LAS015W	5,000	125,000	109,540	25.0	145,960	114,730	29.2	165,450	118,890	33.1	186,150	123,050	37.2

Ent/Lvg Water Temp 45/55°F Capacity

Model	Ent. Air Flowrate (cfm)	76 / 63			78 / 65			80 / 67			82 / 69		
		Total Capacity (btu/h)	Sensible Capacity (btu/h)	Water Flowrate (gpm)	Total Capacity (btu/h)	Sensible Capacity (btu/h)	Water Flowrate (gpm)	Total Capacity (btu/h)	Sensible Capacity (btu/h)	Water Flowrate (gpm)	Total Capacity (btu/h)	Sensible Capacity (btu/h)	Water Flowrate (gpm)
40LAS004W	1,600	34,470	33,030	6.9	41,860	35,010	8.4	48,470	36,530	9.7	54,640	37,750	10.9
40LAS006W	2,000	45,450	421,80	9.1	54,210	44,440	10.8	61,800	46,080	12.4	69,420	47,540	13.9
40LAS007W	2,600	57,660	54,170	11.5	69,340	57,260	13.9	78,990	59,290	15.8	88,620	61,090	17.7
40LAS009W	3,200	72,300	67,370	14.5	86,730	71,170	17.3	98,900	73,810	19.8	111,090	76,150	22.2
40LAS012W	4,000	94,050	85,570	18.8	110,460	89,660	22.1	125,840	93,010	25.2	142,220	96,340	28.4
40LAS015W	5,000	116,260	106,300	23.3	138,750	112,180	27.8	157,920	116,320	31.6	177,570	120,140	35.5

Model Nomenclature

Digit no.	1	2	3	4	5	6	7	8	9	10
Model	4	0	L	A	S	0	0	4	W	R

Air Handling Unit, 40LAS Series

Unit size = 004, 006, 007, 009, 012, 015

R = Right Hand Coil, L = Left Hand Coil

W = Chilled Water Coil

บริษัท แครีเยอร์ (ประเทศไทย) จำกัด
1858/63-74 ชั้น 14, 15
ถ.เทพรัตน กม. 4.5 แขวงบางนาใต้
เขตบางนา กรุงเทพฯ 10260
โทร. 0-2090-9999 แฟกซ์: 0-2751-4778

Carrier (Thailand) Ltd.
1858/63-74, 14th, 15th Floor,
Debaratna Road, Km.4.5, Bangna Tai,
Bangna Bangkok 10260 Thailand
Tel. 0-2090-9999 Fax: 0-2751-4778



YOUR CARRIER MAN :

บริษัท ขอสงวนสิทธิ์ที่จะเปลี่ยนแปลงรายละเอียดข้างต้น โดยไม่ต้องแจ้งให้ทราบล่วงหน้า
Carrier reserves the right to make changes in specifications without prior notice.