



# CENTRAL AIR DUCTED TYPE

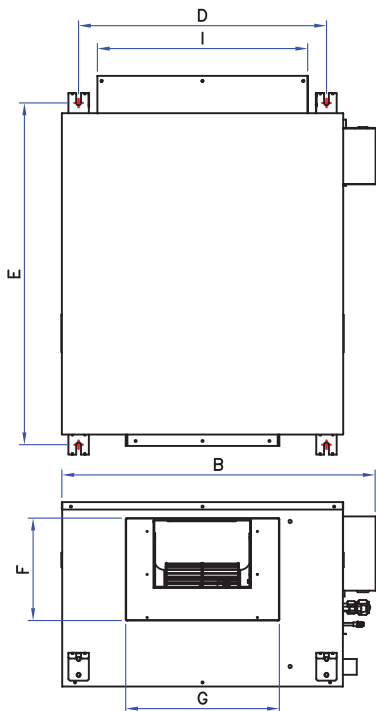
เครื่องปรับอากาศ เซ็นทรัลแอร์ แบบดัก ต่อท่อลม

Capacity : 30,367-60,051 Btu/Hr.

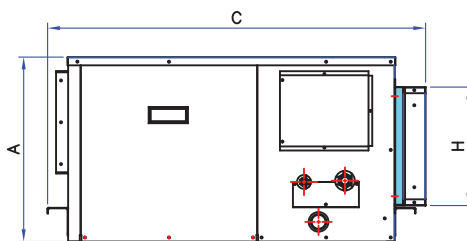


FANCOIL UNIT

Model : CFD-HA 30-41

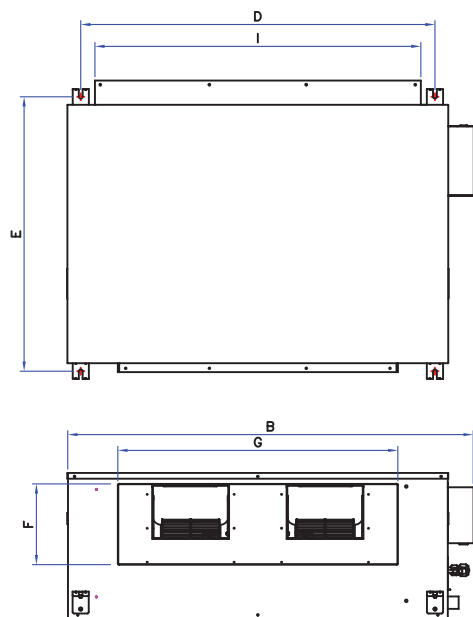


MODEL	DIMENSIONS (mm.)					DIMENSIONS DUCT (mm.)			
	A	B	C	D	E	F	G	H	I
CFD-HA30-33	450	865	925	705	850	250	375	285	615
CFD-HA36-38	450	1070	925	910	850	250	375	285	820
CFD-HA41	450	1070	925	910	850	250	450	285	820

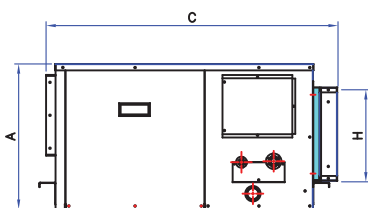


FANCOIL UNIT

Model : CFD-HA 44-60



MODEL	DIMENSIONS (mm.)					DIMENSIONS DUCT (mm.)			
	A	B	C	D	E	F	G	H	I
CFD-HA44-48	450	1260	925	1095	850	250	865	285	1005
CFD-HA56-60									



CONDENSING UNIT



ผ่านการรับรองตามมาตรฐาน

ISO 9001 : 2015, ISO 14001 : 2004, OHSAS 18001 : 2007

บริษัท เซ็นทรัลแอร์ (ประเทศไทย) จำกัด Tel: 0 2526 1985-90 Fax: 0 2 526 1277

WWW.CENTRALAIR.CO.TH WWW.FACEBOOK.COM/CENTRALAIR.TH CENTRALAIR\_TH



# CENTRAL AIR DUCTED TYPE

## Technical Specification

MODEL	INDOOR	CFD-HA30-33	CFD-HA30-33	CFD-HA30-33	CFD-HA30-33	CFD-HA36-38	CFD-HA36-38	CFD-HA36-38	CFD-HA36-38
COOLING CAPACITY	OUTDOOR	CCS-410ES30	CCS-410ES33	CCS-410ES33(A)	CCS-410ES36	CCS-410ES36(A)	CCS-410ES38	CCS-410ES38(A)	CCS-410ES38(A)
BTU		30367	33438	33438	36508	36508	38214	38214	38214
WATT		8900	9800	9800	10700	10700	11200	11200	11200
INPUT WATT		2925	3220	3220	3500	3500	3700	3700	3700
EER		10.38	10.38	10.38	10.43	10.43	10.33	10.33	10.33
CURRENT		13.57	14.94	5.16	16.23	5.60	17.16	5.92	5.92
POWER SUPPLY		220-1-50	220-1-50	380-3-50	220-1-50	380-3-50	220-1-50	380-3-50	380-3-50
COMPRESSOR		Rotary	Rotary	Rotary	Rotary	Rotary	Scroll	Scroll	Scroll
MOTOR CONDENSING		220-1-50	220-1-50	380-3-50	220-1-50	380-3-50	220-1-50	380-3-50	380-3-50
BLOWER DIAMETER		95	140	140	140	140	140	140	140
REFRIGERANT		220-1-50	220-1-50	220-1-50	220-1-50	220-1-50	220-1-50	220-1-50	220-1-50
CONDENSING COIL		850	900	900	900	900	900	900	900
BLOWER DIAMETER		20	21.5	21.5	21.5	21.5	21.5	21.5	21.5
REFRIGERANT		R410a	R410a	R410a	R410a	R410a	R410a	R410a	R410a
CONDENSING COIL		6	6.9	6.9	6.9	6.9	7.7	7.7	7.7
ROW		2	2	2	2	2	2	2	2
Fin/Inch		15	15	15	15	15	15	15	15
SUCTION DIAMETER		5/8	5/8	5/8	5/8	5/8	5/8	5/8	5/8
LIQUID DIAMETER		3/8	3/8	3/8	3/8	3/8	3/8	3/8	3/8
DIAMENSION WxHxD		97.0x67.0x38.0	97.0x72.0x38.0	97.0x72.0x38.0	97.0x72.0x38.0	97.0x72.0x38.0	97.0x82.0x38.0	97.0x82.0x38.0	97.0x82.0x38.0
WEIGHT		63	68	68	68	68	79	79	79
AIR FLOW		1000	1100	1100	1200	1200	1200	1200	1200
MOTOR FAN COIL		250	250	250	440	440	440	440	440
UNIT		1	1	1	1	1	1	1	1
V.-Ph.-Hz.		220-1-50	220-1-50	220-1-50	220-1-50	220-1-50	220-1-50	220-1-50	220-1-50
RPM.		1300 / 1200 / 1100	1300 / 1200 / 1100	1300 / 1200 / 1100	1300 / 1200 / 1100	1300 / 1200 / 1100	1300 / 1200 / 1100	1300 / 1200 / 1100	1300 / 1200 / 1100
INCH		9 x 7	9 x 7	9 x 7	9 x 7	9 x 7	9 x 7	9 x 7	9 x 7
UNIT		1	1	1	1	1	1	1	1
Sq.ft.		2.7	2.7	2.7	3.6	3.6	3.6	3.6	3.6
ROW		3	3	3	3	3	3	3	3
Fin/Inch		14	14	14	14	14	14	14	14
INCH		3/4	3/4	3/4	3/4	3/4	3/4	3/4	3/4
DIAMENSION WxHxD		86.5 x 45.0x92.5	86.5 x 45.0x92.5	86.5 x 45.0x92.5	107.0 x 45.0 x 92.5	107.0 x 45.0 x 92.5	107.0 x 45.0 x 92.5	107.0 x 45.0 x 92.5	107.0 x 45.0 x 92.5
WEIGHT		47	47	47	53	53	53	53	53

SYSTEM

OUTDOOR DATA

INDOOR DATA



# CENTRAL AIR DUCTED TYPE

## Technical Specification

MODEL	INDOOR	CFD-HA41	CFD-HA41	CFD-HA41	CFD-HA36-38	CFD-HA36-38	CFD-HA36-38	CFD-HA36-38	CFD-HA36-38	CFD-HA41
COOLING CAPACITY	OUTDOOR	CCS-410ES41	CCS-410ES41(A)	CCS-410WTS36	CCS-410WTS38	CCS-410WTS38(A)	CCS-410WTS38	CCS-410WTS38(A)	CCS-410WTS38(A)	CCS-410WTS41
BTU		40944	40944	36508	38214	36508	38214	36508	38214	40944
WATT		12000	12000	10700	11200	10700	11200	10700	11200	12000
INPUT WATT		4000	4000	3500	3700	3500	3700	3500	3700	4000
EER		10.24	10.24	10.43	10.33	10.43	10.33	10.43	10.33	10.24
CURRENT		18.55	6.40	16.23	17.16	5.6	5.92	5.6	5.92	18.55
POWER SUPPLY		220-1-50	380-3-50	220-1-50	220-1-50	380-3-50	220-1-50	380-3-50	380-3-50	220-1-50
COMPRESSOR		Scroll	Scroll	Rotary	Scroll	Rotary	Scroll	Rotary	Scroll	Scroll
MOTOR CONDENSING		220-1-50	380-3-50	220-1-50	220-1-50	380-3-50	220-1-50	380-3-50	380-3-50	220-1-50
BLOWER DIAMETER		140	140	70x2	70x2	70x2	70x2	70x2	70x2	70x2
REFRIGERANT		220-1-50	220-1-50	220-1-50	220-1-50	220-1-50	220-1-50	220-1-50	220-1-50	220-1-50
CONDENSING COIL		900	900	800	800	800	800	800	800	800
		21.5	21.5	18	18	18	18	18	18	18
SUCTION DIAMETER		R410a	R410a	R410a	R410a	R410a	R410a	R410a	R410a	R410a
LIQUID DIAMETER		7.7	7.7	7.6	7.6	7.6	7.6	7.6	7.6	7.6
DIAMENSION WxHxD		2	2	2	2	2	2	2	2	2
WEIGHT		15	15	14	14	14	14	14	14	14
AIR FLOW		3/4	3/4	5/8	5/8	5/8	5/8	5/8	5/8	3/4
MOTOR FAN COIL		1/2	1/2	3/8	3/8	3/8	3/8	3/8	3/8	1/2
BLOWER DIAMETER		97.0x82.0x38.0	97.0x82.0x38.0	97.0x117.0x38.0	97.0x117.0x38.0	97.0x117.0x38.0	97.0x117.0x38.0	97.0x117.0x38.0	97.0x117.0x38.0	97.0x117.0x38.0
EVAPORATOR COIL		79	79	82	83	82	83	82	83	84
DRAIN PIPE DIA.		1400	1400	1200	1200	1200	1200	1200	1200	1400
DIAMENSION WxHxD		440	440	440	440	440	440	440	440	440
WEIGHT		1	1	1	1	1	1	1	1	1
		220-1-50	220-1-50	220-1-50	220-1-50	220-1-50	220-1-50	220-1-50	220-1-50	220-1-50
		1300 / 1200 / 1100	1300 / 1200 / 1100	1300 / 1200 / 1100	1300 / 1200 / 1100	1300 / 1200 / 1100	1300 / 1200 / 1100	1300 / 1200 / 1100	1300 / 1200 / 1100	1300 / 1200 / 1100
		9 x 9	9 x 9	9 x 7	9 x 7	9 x 7	9 x 7	9 x 7	9 x 7	9 x 9
		1	1	1	1	1	1	1	1	1
		3.6	3.6	3.6	3.6	3.6	3.6	3.6	3.6	3.6
		3	3	3	3	3	3	3	3	3
		14	14	14	14	14	14	14	14	14
		3/4	3/4	3/4	3/4	3/4	3/4	3/4	3/4	3/4
		107.0 x 45.0 x 92.5	107.0 x 45.0 x 92.5	107.0 x 45.0 x 92.5	107.0 x 45.0 x 92.5	107.0 x 45.0 x 92.5	107.0 x 45.0 x 92.5	107.0 x 45.0 x 92.5	107.0 x 45.0 x 92.5	107.0 x 45.0 x 92.5
		55	55	53	53	53	53	53	53	55

SYSTEM

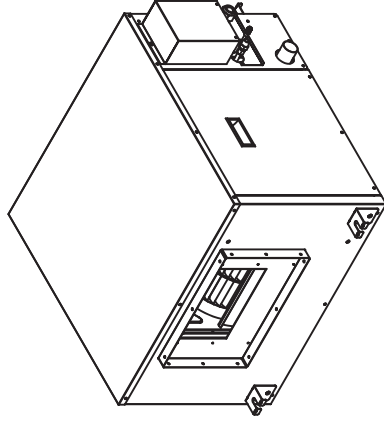
OUTDOOR DATA

INDOOR DATA



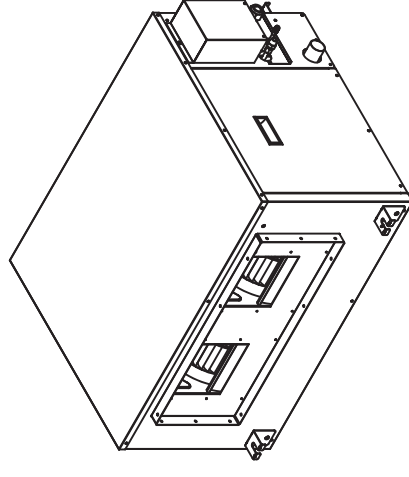
## Technical Specification

MODEL	INDOOR	CFD-HA41	CFD-HA44-48	CFD-HA44-48	CFD-HA44-48	CFD-HA56-60	CFD-HA56-60
COOLING CAPACITY	INDOOR	CFD-HA41	CFD-HA44-48	CFD-HA44-48	CFD-HA44-48	CFD-HA56-60	CFD-HA56-60
	OUTDOOR	CCS-410WTS41(A)	CCS-410WTS44(A)	CCS-410WTS48(A)	CCS-410WTS48(A)	CCS-410WTS56(A)	CCS-410WTS60(A)
BTU		40944	44015	48109	48109	56298	60051
WATT		12000	12900	14100	14100	16500	17600
INPUT WATT		4000	4410	4710	4710	5520	6030
EER		10.24	9.98	10.21	10.21	10.20	9.96
CURRENT		6.40	7.06	7.54	7.54	8.84	9.66
POWER SUPPLY		380-3-50	380-3-50	380-3-50	380-3-50	380-3-50	380-3-50
COMPRESSOR		Scroll	Scroll	Scroll	Scroll	Scroll	Scroll
MOTOR CONDENSING		380-3-50	380-3-50	380-3-50	380-3-50	380-3-50	380-3-50
BLOWER DIAMETER		70x2	70x2	70x2	70x2	70x2	70x2
REFRIGERANT		220-1-50	220-1-50	220-1-50	220-1-50	220-1-50	220-1-50
CONDENSING COIL		800	800	800	800	800	800
		18	18	18	18	18	18
		R410a	R410a	R410a	R410a	R410a	R410a
		7.6	9.2	9.2	9.2	10.5	10.5
		2	2	2	2	2	2
		14	14	14	14	14	14
		3/4	3/4	3/4	3/4	3/4	3/4
		1/2	1/2	1/2	1/2	1/2	1/2
		97.0x117.0x38.0	97.0x117.0x38.0	97.0x117.0x38.0	97.0x117.0x38.0	97.0x117.0x38.0	97.0x117.0x38.0
		84	85	87	87	92	95
		1400	1600	1600	1600	2000	2000
		440	250 x 2	250 x 2	250 x 2	250 x 2	250 x 2
		1	2	2	2	2	2
		220-1-50	220-1-50	220-1-50	220-1-50	220-1-50	220-1-50
		1300 / 1200 / 1100	1300 / 1200 / 1100	1300 / 1200 / 1100	1300 / 1200 / 1100	1300 / 1200 / 1100	1300 / 1200 / 1100
		9 x 9	9 x 7	9 x 7	9 x 7	9 x 7	9 x 7
		1	2	2	2	2	2
		3.6	3.9	3.9	3.9	4.6	4.6
		3	3	3	3	3	3
		14	14	14	14	14	14
		3/4	3/4	3/4	3/4	3/4	3/4
		107.0 x 45.0 x 92.5	126.0 x 45.0 x 92.5	126.0 x 45.0 x 92.5	126.0 x 45.0 x 92.5	126.0 x 45.0 x 92.5	126.0 x 45.0 x 92.5
		55	75	75	75	78	78



FANCOIL UNIT

Model : **CFD-HA 30-41**



FANCOIL UNIT

Model : **CFD-HA 44-60**