



MODEL FHDC-W

**HIGH STATIC (150 Pa External Static)
DUCTED FAN COIL UNIT, FOR DIRECT EXPANION SYSTEM
AND CHILLED WATER SYSTEM
CAPACITY RANGE FROM
80,000 TO 150,000 BTU/H (23.45 kW - 43.96 kW)**



FEATURES

- Easy to maintenance.
 - Casing opens from left, right, and bottom of the unit
 - Drain pan, blower set, and evaporator coil easily pulled out from bottom to maintenance
- Modern SLIM design with low unit height
 - 470 mm for model 70-90
 - 575 mm for model 100-120
 - 630 mm for model 150
- 150 Pa External static pressure with direct-drive motor (3-speed taped)
- Durable construction
- Supplied with air filters

DESCRIPTION

- FHDC ducted fan coil unit are suitable for ceiling duct mounted
- Draw Thru type with return air plenum
- Direct expansion




Air Conditioning Experts



**Option : Free blow
supply air grille**

Cooling Coil (Chilled Water)

- Corrugated for copper tube with corrugated aluminium fin
- High heat transfer surface
- Leak tested at 250 psig



Casing

A sturdy, electro-zinc coated steels sheet cabinet is provided in modern SLIM design. All members of the cabinet are die formed that assures a good dimensional and quality control. Cabinet are finished in HARMONY BEIGE color of ELECTROSTATIC POWDER painting process that provides a double protection against rust.

SPECIFICATION MODEL : FHDC (CHILLED WATER COIL)

MODEL		FHDC-80W	FHDC-90W	FHDC-100W	FHDC-120W	FHDC-150W
Nominal Cooling Capacity*	(BTU/Hr)	80,000	90,000	100,000	120,000	150,000
	(RT)	6.7	7.5	8.3	10.0	12.5
Rated Current	(Amp)	5.1	4.7	5.1	4.7	10.2
Power Supply	(Volt/Phase/Hz)	220/1/50				
Air Flow Rated at High Speed	(CFM)	2,600	3,000	3,300	4,000	5,000
External Static Pressure	(in.wg.)	0.6				
Cooling Coil	Material	Aluminium Louver Fin With Copper Tube (Plain Tube)(OD 3/8")				
	Face Area (SQ.FT.)	6.22		8.61		10.08
	Row/FIN	3/12	3/14	3/12	3/14	3/14
	Water Flow Rate (GPM)	16.0	18.0	20.0	24.0	30.0
	Water Pressure Drop (FT.WG.)	12.27	7.37	6.57	9.00	10.20
Fan Set	Type	Multi Blade Centrifugal (Direct Drive)				
	Blower Quantity (Set)	2			4	
	Motor Quantity (PCS.)	1			2	
	Motor Power Output (Watt)	680	800	680	800	680 x2
	Rated Current (Amp)	5.09	4.72	5.09	4.72	5.09 x 2
Control Type	Optional					
Air Filter Type	Aluminium Filter					
Pipe Connection	Water Inlet (Inch)(BSP)	1-1/8		1-3/8		
	Water Outlet (Inch)(BSP)	1-1/8		1-3/8		
	Drain Pipe (Inch)(OD)	3/4				
Dimension	Width (mm.)	1,695		1,820		1,930
	Depth (mm.)	650				670
	Height (mm.)	470			575	
Weight (kgs.)	76	80	96	101	131	

*Nominal capacity based on : Entering. Air temp. 80° F db /67°F wb
Chilled water temp inlet/outlet 45/55°F

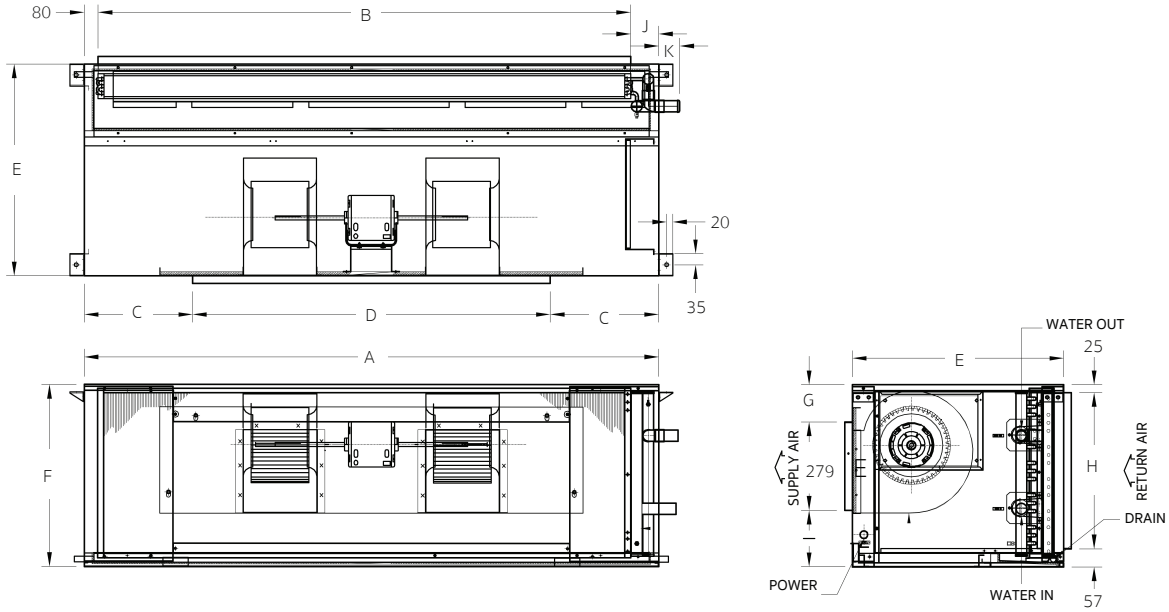
**Eurovent certified for mode DAHH only.



UNIAIRE CORPORATION CO., LTD.

69 Moo 3 Kingkeaw Rd., Rachatewa District,
Bangplee, Samutprakarn 10540 Thailand
Tel.+662-312-4500, Email.export@uni-aire.com
www.uni-aire.com Whatsapp.+666-2312-3069

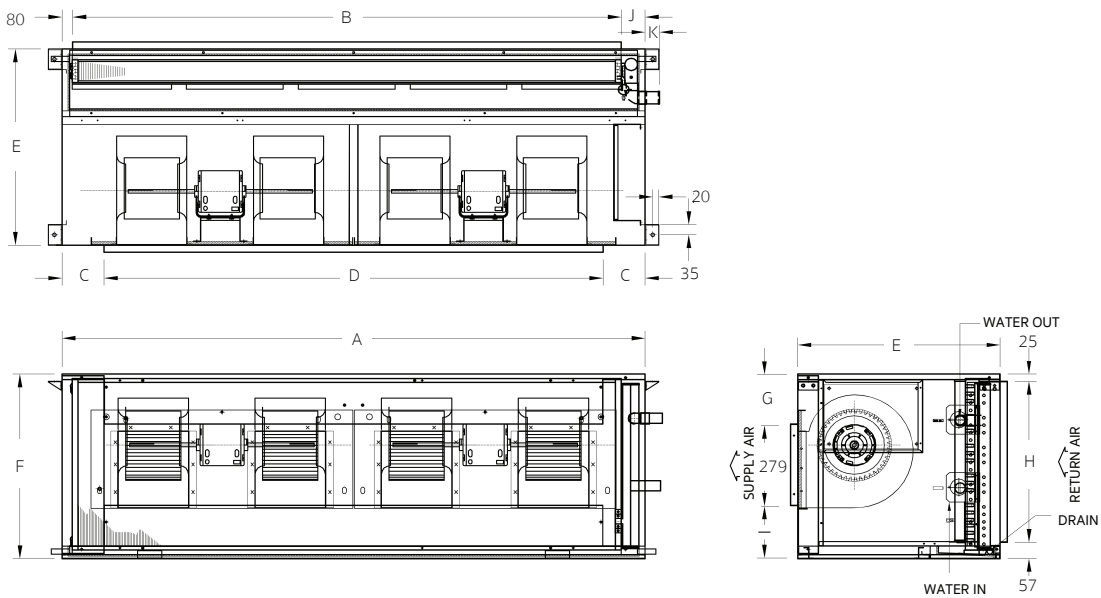
FHDC-70W to FHDC-120W



Dimension Model : FHDC-W			
Model	Height (mm.)	Width(mm.)	Depth(mm.)
FHDC-70W	470	1,695	650
FHDC-90W	470	1,695	650
FHDC-100W	575	1,820	670
FHDC-120W	575	1,820	670

DIMENSION : millimeters (mm.)

FHDC-150W



Dimension Model : FHDC-W			
Model	Height (mm.)	Width(mm.)	Depth(mm.)
FHDC-150W	630	1,930	670

DIMENSION : millimeters (mm.)